



Dear Families,

This resource is packed full of meaningful, fun activities that are centered around play! These activities are all designed to help children spend the summer LEARNING while playing and having fun! Here is what's included:

- \* Summer Reading Log - help keep developing skills strong and build a love of reading by tracking your child's reading with him/her.
- \* Monthly Calendars - each calendar includes a simple, suggested activity for your child to enjoy that day. These activities are all the "little things" that will ensure your child is ready for SCHOOL next year - and has fun this summer!
- \* Games Section - this section includes math & reading games to play with your child this summer. These games are fun to play and focus on the phonemic awareness, phonics, listening, and basic math concepts that your child will need to be successful.

We hope these activities help your and your child focus on having fun together this summer! By playing with your child in a meaningful way you are helping to nurture the natural curiosity & enthusiasm that will begin instilling a lifelong love of learning!

Sincerely,


The GHS Primary Team







# JULY



Monday	Tuesday	Wednesday	Thursday	Friday
List 5 words that start with 'sh'.	Write a story about a place you like to go with your family.	Read a story with a family member. Retell the story with lots of <i>expression</i> .	Make a card for each number 1-20. Play "Numeral Hide & Seek" with a friend.	Draw & label all the square - shaped objects you can find in your house.
Play the card game "War" with a friend or family member.	Read a story with a family member. Talk about the <b>main character</b> feels at the beginning, middle & end.	Draw & label what you see when you look at the <b>night sky</b> .	Play catch with a friend or family member. Practice throwing & catching.	Go for a walk with a family member. Notice what you <b>observe</b> with your <b>senses</b> .
Make a "How To" poster that teaches someone how to wash & dry their hands.	Think of 5 words that end with 'ing'.	Sing some sight word songs today! (See the list of song links.)	Practice skipping with a friend or family member.	Make a list of 10 way to stay healthy.
Go outside and practice kicking a ball.	Practice tying shoelaces today. Make sure they are tight!	Find 5 <b>cube</b> - shaped items in your house.	Sing 3+ math songs today! (See the list of song links.)	Draw & label what you see when you look at the sky during the <b>day</b> .
Find objects in your home that are matched into <b>pairs</b> (i.e. socks & shoes).	Practice jumping rope today!	Be a "sight word detective" and hunt for sight words in a magazine or newspaper.	Draw and label all the rectangles you can find in your house.	Practice making patterns with small toys today (i.e. block, block, Lego...).



# A

# G

# S



Monday	Tuesday	Wednesday	Thursday	Friday
Make a menu of healthy foods. Use it to play restaurant with a friend!	Practice sight words by making them with play dough today.	Make a list of words that begin with 'ch'.	Practice using scissors to cut out pictures from a magazine.	Help your parents make a grocery list.
Play "What Am I?" (from the game list) with a family member.	Practice zippering zippers by yourself today.	Gather a handful of coins. Put them into sets of 10. How many groups of 10 are there?	Read a story with a family member. Then tell what happened at the beginning, middle & end.	Sing some sight word songs today. (See the song links.)
Go outside and practice kicking a ball.	Think of 10 words that start with 'th'.	Practice writing sentences that begin with capital letters & end with periods. Use sidewalk chalk to write!	Find 5 items in your home that are <b>rectangular prisms</b> .	Start a collection of seashells, pebbles & small rocks. See how many different ways you can sort them.
Read a story that takes place in the summertime!	Write a story about your family.	Talk with a family member about why rules & laws are important.	Sing some math songs today! (See the song links.)	Paint "disappearing sight words" with water today. (Paint on the ground with a paintbrush & water.)
Go outside and play "catch" with a family member. See how many times you can catch the ball!	Practice buttoning buttons, zippering zippers & tying shoelaces.	Think of 5 words that <i>end</i> with 'th' and 5 that end with 'sh'.	Ask each of your family members to tell about a time that they felt <b>confident</b> .	Make a list of 10 you hope to learn in school this year!

# Games

This section includes simple, low-prep learning games & activities.



## Let's Play & Learn with Games!

**Numerals Hide & Seek** - To play this game either print the numeral cards that are provided in the "Learning Tools" section of this packet or have your child make a card for each numeral 1-30. Each person, or team, takes turns hiding the numerals in a designated area (such as in the living room). The other person, or team, hides their eyes and counts and then hunts for the cards and calls out the numeral's name as it is found. This game is played just like traditional "Hide and Go Seek". The only difference is that the "hiding team" hides cards (instead of themselves) and the "seeking team" seeks for cards instead of people. The teams can alternate "hiding" and "seeking" for each round of the game.

\*\*\*This game also works with sight words, shape cards etc. Any skill cards can be hidden and looked for!\*\*\*

**What Am I?** - This game is very similar to "20 Questions". The only real difference is that you will name a category and will give your child a few context clues to get started. For example: You might say: "I am an animal. You might see me if you go to the jungle or the zoo. What am I?" Your child would then get to ask you questions ("Are you a cat?") and ultimately guess "what you are". The purpose of this game is for your child to learn about categorization and to practice his/her questioning skills.

**Traditional Card Games (such as "Go Fish" & "War")** - These traditional card games are perfect for kindergarten and first grade aged children! These games reinforce important math concepts and help children with concentration, memory & turn taking skills.

**Go Fish** - each player is dealt 7 cards from a deck. The rest of the cards are placed in a pile in the middle. The goal of the game is for each player to "find a match" for each of their cards by asking other players for cards. For example, Player 1 might ask Player 2 "Do you have any 7s?" Player 2 would either give Player 1 his 7 or say "Go Fish.". If Player 1 gets a 7 (and now has a pair of 7s) he can put those cards down for the remainder of the game. If he has to "Go Fish" he picks up a new card from the deck. This continues until one player has no more cards and is declared the winner.

**War** - The entire deck of cards is dealt out between the players. Players put their cards in a pile and turn over their top card at the same time. The player who had the card with the greatest value wins the round and takes all the cards that were played. This continues for each round. If there is more than 1 card with the greatest value that is played in a round there is a "war". In this case, the players who had these cards put out 3 cards (faced down) and then the 4<sup>th</sup> card is played face up- at the same time. The player who has the card with the greatest value wins all of the cards from the round. The game continues until there is only 1 player who still has cards left to play. This player wins the game.

# Let's Play & Learn With Word Games!

These simple, easy to play word games will help your child get ready to read by becoming aware of sounds, how they come together and how to break them apart.

**Simon Says, Says, Says** - This game is a variation of the traditional "Simon Says" game. To play this game 'Simon' gives multi-step directions. For example "Simon says: Touch your head. Then, touch your toes." Your child needs to follow *both* Simon's directions in the correct order to stay in the game. All of the directions should be at least 2-step directions. You can build up to 3 or even 4/5 step directions to make the game more challenging!

The purpose of this game is to help your child practice listening for and processing multi-step directions. This is an incredibly important skill that will help to ensure his/her success in school!

**SAY IT FAST!** - To play this game you say a word in chunks or say the individual sounds that make up a word. You will take a small pause between each sound. Your child will listen to all of the sounds and then will "Say it fast!" to make the entire word. For example, you might say: "/c/.../a/.../t/...". Then, your child would say "Cat!". The purpose of this game is for your child to begin blending sounds.

**Steal a Sound** - To play this game you will say a word and have your child repeat it. Then instruct your child to say the same word but to "steal a sound" or to leave a sound (or word part) out. For example, you might say: "Say Birthday." Your child will say "Birthday". Then, you would say: "Now, say 'Birthday' without saying 'birth'". Your child would then say "day". For a more difficult version you could have your child say 'birthday' without saying /b/. (So, your child would say 'irthday'.) The purpose of this game is for your child to start segmenting words and hearing the individual sounds that make up words. This will be especially important as your child begins "sounding out" words when he/she is learning to write.

**Rhyme Time** - Rhyming is a very important skill that will help children with reading fluency and mastering spelling patterns. For "Rhyme Time" you can play a rhyming version of "I Spy" with your child. For example, you can say, "I spy something that rhymes with 'crush'". Your child would have to figure out that you are looking at a *brush*. You can also play a rhyming version of the "I am going on a trip" game. The first person says, "I am going on a trip and I am bringing my cat." The next person then says "I am going on a trip and bringing my cat and a bat" etc.



# Simon Says, Says, Says



## A Game About Following Multi-Step Directions

This game is a variation of the traditional "Simon Says" game. To play this game 'Simon' gives multi- step directions. For example "Simon says: Touch your head. Then, touch your toes." Your child needs to follow *both* of Simon's directions in the correct order to stay in the game. All of the directions should be *at least* 2-step directions. You can build up to 3 or even 4/5 step directions to make the game more challenging!

This game is lots of fun but it is also great practice for important listening and processing skills that your child will need to be successful in school! Most of the directions that are given in a typical classroom are given orally and are given in multiple steps. It is very common for students to be told to: "Put away your crayons, go get your book bag and come to the carpet". You would be surprised to find how confusing this can be in a busy classroom! Following multi-step directions is an important skill that needs to be practiced with young children. Playing games is the perfect, fun way to learn this valuable life skill!

### Here are some sample direction sequences:

- Jump up high, touch your toes, touch your nose
- Wave hello, turn around, touch your shoulders
- Hands on your hips, hands on your knees, hands on your head
- Smile, frown, touch the ground
- Touch your elbow, touch your wrist, smile, touch your ankle
- Reach high, hands on your waist, reach low, sit down
- Wiggle your fingers, wiggle your ears, touch your cheeks



# Steal a sound



## A Phonemic Awareness Game

To play this game you will say a word and have your child repeat it. Then instruct your child to say the same word but to “steal a sound” or to leave a sound (or part) out. For example, you might say: “Say Birthday.” Your child will say “Birthday”. Then, you would say: “Now, say ‘Birthday’ without saying ‘birth’”. Your child would then say “day”. For a more difficult version you could have your child say ‘birthday’ without saying /b/. (So, your child would say ‘irthday’.)

The purpose of this game is for your child to start segmenting words and hearing the individual sounds that make up words. This will be especially important as your child begins learning how to write. Young children “sound out” words or “break them apart” as they try to write them. Helping your child to develop strong segmenting skills now will make this process much, much easier!

### Steal the beginning syllable of a word

Doctor	Say: doctor	Now say doctor <i>without</i> say ‘doc’.
Father	Say: father	Now say father <i>without</i> saying ‘fa’.
Answer	Say: answer	Now say answer <i>without</i> saying ‘ans’.
Castle	Say: castle	Now say castle <i>without</i> saying ‘cas’.
Summer	Say: summer	Now say summer <i>without</i> saying ‘sum’.
Octopus	Say: octopus	Now say octopus <i>without</i> saying ‘oct’.
Extinguish	Say: extinguish	Now say extinguish <i>without</i> saying ‘ex’.
Operation	Say: operation	Now say operation <i>without</i> saying ‘op’.
Scientific	Say: scientific	Now say scientific <i>without</i> saying “sci”
Experiment	Say: experiment	Now say experiment <i>without</i> saying ‘ex’.

### Steal the ending syllable of a word

Nurses	Say: nurses	Now say nurses <i>without</i> saying ‘ses’.
Water	Say: water	Now say water <i>without</i> saying ‘ter’.
balloon	Say balloon	Now say balloon <i>without</i> saying “oon”.
Friday	Say Friday	Now say Friday <i>without</i> saying ‘day’.
Sister	Say sister	Now say sister <i>without</i> saying ‘sis’.
Shoelaces	Say shoelaces	Now say shoelaces <i>without</i> saying ‘es’.
Hamburger	Say hamburger	Now say hamburger <i>without</i> saying ‘ger’.
Watermelon	Say watermelon	Now say watermelon <i>without</i> saying ‘on’.
Orthodontist	Say orthodontist	Now say orthodontist <i>without</i> saying ‘ist’.
Education	Say education	Now say education <i>without</i> saying ‘tion’.

# Steal a Sound

## A Phonemic Awareness Game

To play this game you will say a word and have your child repeat it. Then instruct your child to say the same word but to “steal a sound” or to leave a sound (or part) out. For example, you might say: “Say Birthday.” Your child will say “Birthday”. Then, you would say: “Now, say ‘Birthday’ without saying ‘birth’”. Your child would then say “day”. For a more difficult version you could have your child say ‘birthday’ without saying /b/. (So, your child would say ‘irthday’.)

The purpose of this game is for your child to start segmenting words and hearing the individual sounds that make up words. This will be especially important as your child begins learning how to write. Young children “sound out” words or “break them apart” as they try to write them. Helping your child to develop strong segmenting skills now will make this process much, much easier!



### Steal the beginning sound

cookie	Say: cookie	Now say cookie <i>without</i> the /c/.
wild	Say: wild	Now say wild <i>without</i> saying /w/.
pool	Say: pool	Now say pool <i>without</i> saying /p/.
heart	Say: heart	Now say heart <i>without</i> saying /h/.
kitten	Say: kitten	Now say kitten <i>without</i> saying /k/.
bottle	Say: bottle	Now say bottle <i>without</i> saying /b/.
sharp	Say: sharp	Now say sharp <i>without</i> saying /sh/.
right	Say: right	Now say right <i>without</i> saying /r/.
please	Say: please	Now say please <i>without</i> saying /p/.
mister	Say: mister	Now say mister <i>without</i> saying /m/.

### Steal the ending sound

will	Say: will	Now say will <i>without</i> saying /l/.
stay	Say: stay	Now say stay <i>without</i> saying /ay/.
blanket	Say: blanket	Now say blanket <i>without</i> saying /t/.
fireman	Say: fireman	Now say fireman <i>without</i> saying /n/.
rope	say: rope	Now say rope <i>without</i> saying /p/.
ready	say: ready	Now say ready <i>without</i> saying /y/.
mother	say: mother	Now say mother <i>without</i> saying /r/.
practicing	say: practicing	Now say practicing <i>without</i> saying /ing/.

# SAY IT FAST

## A Phonemic Awareness Game

To play this game, you will say a word "the slow way" or "in pieces". You will say the word in "chunks" or "parts". For example, for the word 'birthday' you will say /birth/ /day/ (with a short pause between each part). Then, you will prompt your child to "Say it fast!" and your child will respond with the complete word.

This game is an excellent way to set the stage for fluent reading. As children learn to read they commonly "sound out" unknown words. This game will help your child hear the way that individual sounds come together to form words. Mastering this phonemic awareness skill is incredibly important for emergent readers! (Plus, it is fun!)

P-o-s-t

C-r-y

J-u-m-p

B-u-n-n-y

Sh-ir-t

F-ir-s-t

P-l-a-t-e

L-u-n-ch

B-ir-d

S-i-s-t-er

S-w-ing

Sh-u-t

W-i-l-l

F-l-o-w-er

Qu-ee-n

D-e-s-k

Ch-i-p-s

S-m-i-le

S-t-r-o-l-l-er

Ch-e-s-t

K-ey-b-oa-r-d

D-a-n-c-er

T-e-l-e-ph-o-ne

Ch-o-c-o-l-a-t-e

B-r-o-th-er

P-r-e-s-ch-oo-l

C-a-l-e-n-d-ar

W-ee-k-e-n-d

H-o-t-d-o-g

P-ai-n-t-ing

S-n-ea-k-er-s

H-a-m-p-s-t-er

B-u-tt-er-f-l-y

K-ing-d-o-m

Ch-a-p-t-er

Sc-i-en-t-i-s-t

C-o-c-o-n-u-t

S-k-a-t-e-b-oar-d



# SAY IT FAST

## A Phonemic Awareness Game

To play this game, you will say a word "the slow way" or "in pieces". You will say the word in "chunks" or "parts". For example, for the word 'birthday' you will say /birth/ /day/ (with a short pause between each part). Then, you will prompt your child to "Say it fast!" and your child will respond with the complete word.

G-l-ue

Sh-u-t

F-i-s-t

C-r-u-s-t

P-i-ck-le

Sh-ow-er

F-l-u-t-t-er

B-l-a-n-k-e-t

W-i-n-t-er

G-r-a-n-d-m-a

W-a-ff-le

F-e-a-th-er

S-u-n-f-l-ow-er

N-o-t-b-oo-k

J-a-ck-e-t

G-r-a-p-e-f-r-u-i-t

S-t-i-ck-er

Eye-b-r-ow

B-ir-th-d-ay

L-i-z-a-r-d

L-au-gh-t-er

C-on-c-er-t

C-o-s-t-u-me

P-l-a-n-e-t



S-u-n-s-e-t

K-i-tt-e-n

M-a-g-i-c

D-i-s-c-u-ss

R-i-v-er

V-i-o-l-i-n

C-o-m-p-u-t-er

P-oo-d-le

T-r-i-ck-le

P-l-a-y-g-r-ou-n-d

A-ir-p-l-a-ne

U-n-d-er-w-a-re

B-e-l-l-y-b-u-tt-o-n

R-e-c-t-a-n-g-le

M-e-ch-a-n-i-c

V-e-h-i-c-le

F-r-igh-t-en-ed

P-a-r-t-i-c-u-l-a-r

S-u-p-er-h-e-r-o

S-u-b-t-r-a-c-t

C-o-r-r-e-c-t

F-a-v-o-r-i-te



# Let's Play & Learn With Poems & Songs

Suggested Websites and Internet Links:

## Reading Songs & Clips

The Alphabet Song (Have Fun Teaching)

<https://www.youtube.com/watch?v=36IBDpTRVNE>

Sight Words (Harry Kindergarten)

<https://www.youtube.com/watch?v=lmYfo84hyg>

Sight Words- Jump Out Words

<https://www.youtube.com/watch?v=5LU2xPI8N40&list=PLEmKwkbyzZj3azeSJKLIF3FI3JisT9pPD&index=5>

Word Families

<https://www.youtube.com/watch?v=VhGTmI8K05E>

Time to Rhyme- Word Families

[https://www.youtube.com/watch?v=oHi3KJDpe\\_E](https://www.youtube.com/watch?v=oHi3KJDpe_E)

Pirates Say 'AR'

<https://www.youtube.com/watch?v=0Vywhf7cF7Q>

What Do the Letters Say?

<https://www.youtube.com/watch?v=WtbL3byFal8>

Vowel Bat

<https://www.youtube.com/watch?v=f2hXa8dbK3o>

## Science Songs & Clips

The Seasons Song

<https://www.youtube.com/watch?v=8ZjpI6fgYSY>

The Weather Song

<https://www.youtube.com/watch?v=e5UTaPV-DIG>

We Are the Planets

<https://www.youtube.com/watch?v=ZHAqT4hXnMw>

The Earth Song

<https://www.youtube.com/watch?v=TBmZj0HrVJO>

The Sun Song

<https://www.youtube.com/watch?v=t-kzdR93bqw>

The Needs of an Animal

[https://www.youtube.com/watch?v=k4UDF3tF\\_04&list=PLRy\\_SSHI4k-4wH7pHmlk3ET8RgvX0tmJ&index=25](https://www.youtube.com/watch?v=k4UDF3tF_04&list=PLRy_SSHI4k-4wH7pHmlk3ET8RgvX0tmJ&index=25)

# Let's Play & Learn With Poems & Songs

Suggested Websites and Internet Links:

## Math Songs & Video Clips:

Count to 100 - Let's Get Fit

<https://www.youtube.com/watch?v=0TgLf3PM0c>

Counting by 5s

[https://www.youtube.com/watch?v=\\_awKIEMyleA](https://www.youtube.com/watch?v=_awKIEMyleA)

Counting by 10s

<https://www.youtube.com/watch?v=uYRTtWZGwj8>

Add 'Em Up

<https://www.youtube.com/watch?v=INHYbIRNaMM>

Doubles, Doubles, I Can Add Doubles (1-5)

[https://www.youtube.com/watch?v=Ik\\_-0AgzD-](https://www.youtube.com/watch?v=Ik_-0AgzD-8&list=PLLoYR8uydBtoiDIZGVGWlvvj9IExAARpo)

[8&list=PLLoYR8uydBtoiDIZGVGWlvvj9IExAARpo](https://www.youtube.com/watch?v=Ik_-0AgzD-8&list=PLLoYR8uydBtoiDIZGVGWlvvj9IExAARpo)

Doubles, Doubles, I Can Add Doubles (6-10)

<https://www.youtube.com/watch?v=NUprfk7UWNA>

Double, Double Numbers Can't Be Beat

<https://www.youtube.com/watch?v=M9YQ4phTBOE&t=270s>

3D Shapes I know

<https://www.youtube.com/watch?v=2cg-Uc556->

[Q&index=6&list=PLTmehQ077Xk5vpicSXX4Dp9NIIdT4IAbCL&t=46s](https://www.youtube.com/watch?v=2cg-Uc556-Q&index=6&list=PLTmehQ077Xk5vpicSXX4Dp9NIIdT4IAbCL&t=46s)

When You Add With a Pirate

[https://www.youtube.com/watch?v=WT\\_wvvEvkw4](https://www.youtube.com/watch?v=WT_wvvEvkw4)

## Social Studies Songs & Video Clips:

Flying Over America

<https://www.youtube.com/watch?v=KcuDdPo0WZk&list=PLyXSgIKlla>

[URrILliQ6nnTjdZSKRs-J25](https://www.youtube.com/watch?v=KcuDdPo0WZk&list=PLyXSgIKlla)

The 7 Continents

<https://www.youtube.com/watch?v=kNGJFg45QRI&index=23&list=PL>

[yXSgIKllaURrILliQ6nnTjdZSKRs-J25](https://www.youtube.com/watch?v=kNGJFg45QRI&index=23&list=PL)

The Map Song

<https://www.youtube.com/watch?v=D9NpWpr27Ak>

Fire Safety

[https://www.youtube.com/watch?v=s\\_5FqaWTj9c](https://www.youtube.com/watch?v=s_5FqaWTj9c)